

UPS
INTELLIGENT DIGITAL



**LINE INTERACTIVE
DN SERIES
DIGITAL LCD DISPLAY**

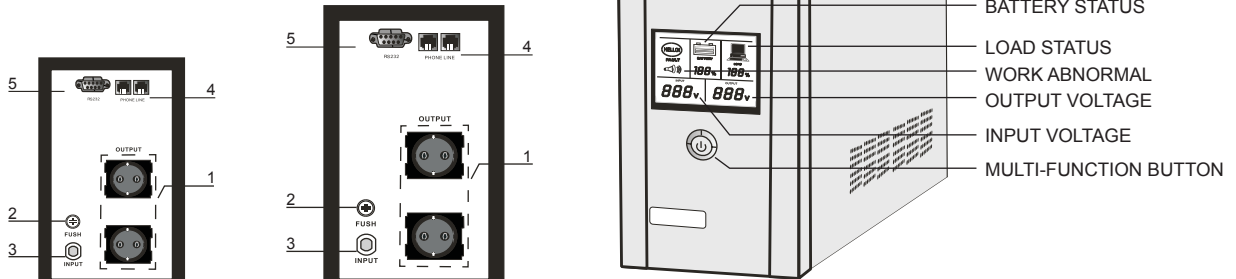
READ THIS INSTRUCTION MANUAL CAREFULLY BEFORE OPERATION.

INSTRUCTION MANUAL

INTRODUCTION:

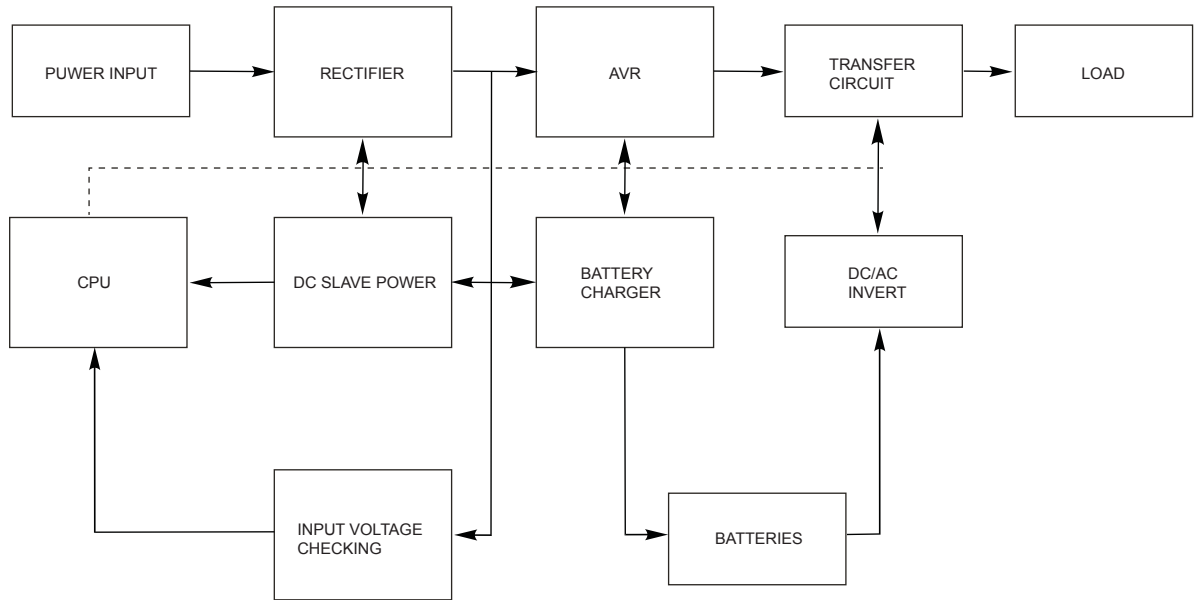
Line interactive & LCD display DN Series is a newest equipment of power supply which is a modified wave and window for uninterruptible power supply. It adopts advanced microcomputer control and LCD display meter. It will be warning when the voltage is low or high, overload and can supply connected equipment in time, so that it can avoid loss data from the computer. The DN Series have some advantages as following: High precision control stabilizer voltage, short circuit & overload & over/low protection, cold start, automatic recharge, automatic off without load when DC power is working, refined surface. It is a good friend for the computer and the electrical equipment.

UPS STRUCTURE:



- 1. OUTPUT POWER
- 2. FUSE
- 3. INPUT POWER
- 4. PHONE LINE (option)
- 5. RS232 (option)

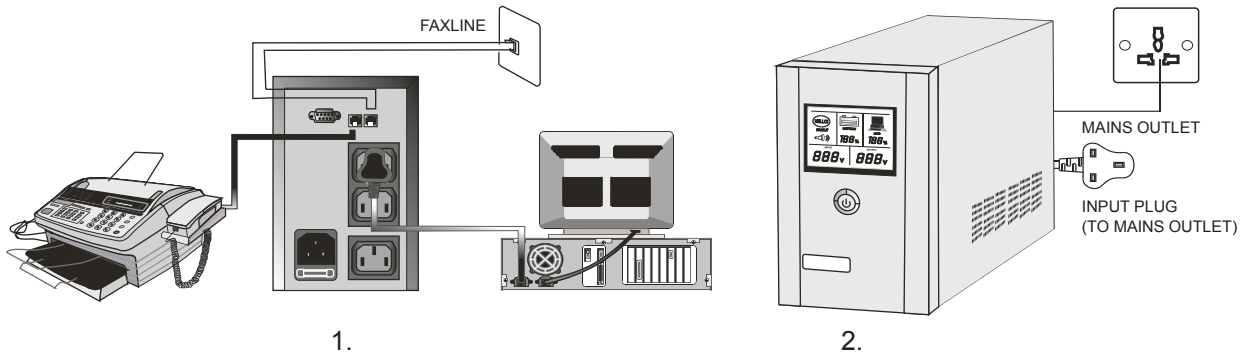
GRAPH OF WORKING PRINCIPLE:













HOW TO OPERATE:

1. CONNECT THE COMPUTER AND FAX MACHINE TO UPS AS SHOWN, MAKE SURE THE COMPUTER IS TURNED OFF.
2. CONNECT THE UPS TO ELECTRICAL MAINS
3. SWITCH ON THE UPS: KEEPING PRESS THE MULTI-FUNCTION BUTTON AROUND 3 SECONDS, RELEASE THE BUTTON WHEN THE UPS MAKE A SOUND OF BEEP.
4. FOR SWITCHING OFF THE UPS, KEEPING PRESS THE MULTI-FUNCTION BUTTON AROUND 3 SECONDS, RELEASE THE BUTTON WHEN THE UPS MAKES A SOUND OF BEEP.

ATTENTION: PLUG THE UPS TO MAINS FOR CHARGING THE BATTERIES FIRSTLY WHEN USING A NEW UPS OR THE UPS HAVE NOT BEEN USED FOR A LONG PERIOD.



MAIN FUNCTION:

-  AUTOMATIC VOLTAGE REGULATION (AVR)
-  AUTOMATIC FREQUENCY ADJUST
-  DC COLD START FOR EMERGENCY USE
-  LESS/OVER VOLTAGE, SURGE, SHORT CIRCUIT, OVERLOAD PROTECTION
-  COMPLETE BATTERY MANAGEMENT
-  INTERACTIVE DIGITAL LCD DISPLAY
-  SOUND ALARM SYSTEM
-  INTELLIGENT POWER MANAGEMENT SOFTWARE (OPTIONAL)
-  AUTOMATIC RECHARGE
-  AUTOMATIC OFF WHEN DC POWER IS WORKING BUT WITHOUT LOAD

TECHNOLOGY FINGERPOST

Type		DN-170023	DN-170024	DN-170025
Technical				
Input voltage		AC110V/120V or 220V/2360V/240V \pm 23%		
Output voltage		AC110V/120V or 220V/2360V/240V \pm 10% (With AVR)		
Output power		650VA	1000VA	1500VA
Charge time		8 hours float charging to 90% of full potetial		
Frequency		50/60HZ \pm 10%		
Battery		12V/5.0Ah or 7.0Ah	12V/5.0Ah or 7.0Ahx2	12V/7.0Ah or 9.0Ahx2
Output Wave form		Modified sinewave		
Transfer time		\leq 10ms		
Surrounding temperature		-5°C - 40°C		
Surrounding humidity		10% - 90%		
Weight		5.5 kgs	10.0 kgs	11.5 kgs
Size (mm)		335 x 95 x 160	350 x 120 x 195	
Function	Cold start	It enables to activate UPS without Utility Power		
	Automatic recharge	Auto Charge even though UPS is off		
Protection	Short Circuit / Over Load	Fuse & current limited for both Mains and Battery mode		
	Low Battery	Tow stages; no battery drain after cut off		
	Over Voltage / Low Voltage	Switch to Bat. O/p when Mains over regulation range		
Comment		Equipment for computer only		

TROUBLE-SHOOTING:

IF UPS ARE WORKING ABNORMAL

CUT OFF THE INPUT POWER LINE AND OUTPUT LINE FIRST, CHECK WHETHER THE CONNECTION IS CORRECT OR NOT. CHECK THE FUSE, IF THE FUSE BLOWN, REPLACE IT BY ANOTHER FUSE OF THE SAME CURRENT RATING.

IF CON NOT SWITCH ON THE UPS

1. MAKE SURE KEEPING PRESS THE MULTI-FUNCTION BUTTON TO 3 SECONDS, RELEASE THE BUTTON WHEN THE UPS MAKE A SOUND OF BEEP.
2. THE VOLTAGE OF THE BATTERIES MAY BE TOO LOW DUE TO THE LONG TIME OF UNUSE. SEND THE UPS TO LOCAL BRANCH FOR RECHARGING THE BATTERIES.

IF CAN NOT SWITCH OFF THE UPS

1. TRY TO KEEPING PRESS THE MULTI-FUNCTION BUTTON LONGER.
2. CONTACT WITH LOCAL BRANCH.

SHORT BACKUP TIME

1. OVERLOAD, UNPLUG THE OVERLOADED COMPUTER OR OTHER EQUIPMENTS.
MAKE SURE THE TOTAL LOAD CAPACITY IS NOT EXCEED THE UPS CAPACITY.
2. THE BATTERIES HAVE NOT BEEN CHARGED FULLY, CONNECT THE UPS TO MAINS
FOR FULLY CHARGING.
3. THE PERFORMANCE OF THE BATTERIES MAY BE BAD DUE TO LONG TIME OF USING,
SEND THE UPS TO LOCAL BRANCH FOR CHARGING A NEW BATTERY.

MAINTENANCE

PLEASE DO NOT OVERLOAD THE UPS. CHARGE THE BATTERY EVERY 3 MONTH REGULARLY.
WHEN LONG TIME NOT USE THE UPS, SWITCH OFF THE UPS BEFORE LEAVE.

